



## SMARTLINE® Wireless

### SLRC WIRELESS REMOTE CONTROL

6 Reasons why the SLRC is the Smart Solution!



Actual Size

Model	List Price
SLRC-HH Handheld Remote Only	\$124.95
SLHUB-RF Internal Mount Wireless Receiver Hub	\$124.95
SLRC-ADAPTER Internal/External Mount Wireless Receiver Hub with RJ-11 Connector	\$124.95
SLRC-KIT-ADP Handheld Remote & SLRC-ADAPTER	\$249.95
SLRC-KIT-HUB Handheld Remote & SLHUB-RF	\$249.95
SLRC-CLIP Protective Belt Clip for SLRC-HH Remote	\$19.95
SLRC-LINK	\$15.95

SmartLink includes 25' Telephone Line & Outdoor RJ-11 Connection Port

**1 TRULY WIRELESS FOR SPEED** INDUSTRY 1<sup>ST</sup>




Finally a wireless remote without all the wires. No time is wasted on installation, SLRC offers plug-n-play set up with either a wireless receiver hub (SLHUB-RF) or hub adapter (SLRC-ADAPTER). It's truly wireless – making the SLRC the fastest to install wireless product on the market!

**2 WIRELESS VALVE LOCATOR FOR TROUBLE-FREE TROUBLESHOOTING** INDUSTRY 1<sup>ST</sup>




Only SLRC skyrockets productivity as you locate hidden valves by simply choosing the locator mode and listening for the audible chatter of any valve you select. (U.S. Patent No. 7,406,363)

**3 WIRELESS NETWORK COMPATIBILITY FOR SIMPLICITY** INDUSTRY 1<sup>ST</sup>



SLRC wireless receiver hub (SLHUB-RF) is identical to the SLW15 weather station hub, so all installations with an SLW15 are SLRC remote ready and require no additional receiver hub – saving you time and money! (Patent Pending)

**4 TWO-WAY COMMUNICATION FOR RELIABILITY** INDUSTRY 1<sup>ST</sup>




Receive visible on-screen confirmation of when your SLRC is in communication range so you know for certain when SLRC remote commands are received by the controller. Plus, SLRC receives the actual SmartLine controller zone count for smart, simple operation.

**5 POWERFUL WIRELESS RANGE FOR FLEXIBILITY**



SLRC delivers powerful range in a compact size so you travel light and go the distance. With a range of 1,000 feet line of sight, SLRC is the ultimate tool for retrofitting any property to SmartLine water saving wireless technology.

**6 PRE-PAIRED FOR SECURITY PROTECTION**



SLRC remote and hub kits are paired, or synched, together in a one-to-one relationship at the factory using a proprietary "1 in a billion" frequency selector for security and fast set up. Additionally, you can input a Contractor Code (1 – 99) in the controller and remote for synchronization that allows you to use a single remote for every SmartLine controller.





## SMARTLINE® Wireless

### SLW15 WIRELESS ON-SITE WEATHER STATION

5 Reasons why the SLW15 is the Smart Solution!

#### 1 TRULY WIRELESS FOR SPEED



Finally, a wireless device without wires! No time is wasted mounting and installing complex wiring for an external receiver.

SLW15 offers a plug-n-play wireless receiver hub (SLHUB-RF) that mounts directly into the controller in an instant. It's truly wireless – making it the fastest to install wireless product on the market!



#### 2 TWO-WAY COMMUNICATION FOR RELIABILITY



True two-way communication delivers the ultimate in wireless performance and reliability. SLW15 weather station and its controller-mounted communication hub are able to talk back and forth so they know if a message is not received and continue communication until a message is confirmed, even during a power outage. You can also confirm communication from the SLW15 during installation right at the weather station, without having to return to the controller (blinking green LED when in range). Plus, SmartLine controller diagnostics alert you if there is ever an issue. True two-way communication delivers reliability and ultra-quick installation!

#### 3 10-YEAR BATTERY LIFE FOR PERFORMANCE



SLW15 is built to last. SLW15 uses 2 AA lithium batteries with a 15-year shelf life to ensure 10-years of reliable operation without ever changing the battery. The elimination of a single service call alone justifies the upgrade from a wireless sensor with poor battery life to the SLW15 weather station.

#### 4 ET "EVERY TIME" RANGE FOR FLEXIBILITY



SLW15 consistently delivers smart evapotranspiration watering schedules where wiring is impractical and satellites/cell towers cannot reliably reach. With a range of 600 feet line of site, SLW15 is the ultimate tool for retrofitting any of the 30 million+ existing irrigated properties wanting to: save 20 – 50% in water usage, grow healthier plants, virtually eliminate run off, and put an end to watering worries.

#### 5 PRE-PAIRED FOR SECURITY PROTECTION



SLW15 weather station and communication hub are paired, or synched, together in a one-to-one relationship at the factory using a proprietary "1 in a billion" frequency selector. Pre-pairing at the factory saves time during installation, and it ensures reliable SLW15 operation without interference from other wireless devices, including other SLW15s, WiFi networks, and cell phones.

Model	List Price
SLW15 Wireless On-Site Weather Station & SLHUB-RF Internal Mount Wireless Receiver Hub	\$349.95

